

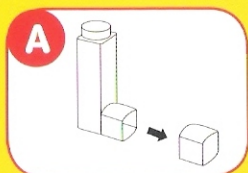


# I CAN!

The Children's Asthma and Allergy Network  
© The Children's Medical Institute

## How to use the **AEROCHAMBER** device with a child or infant mask

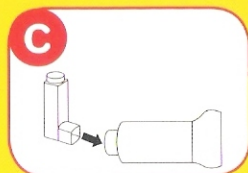
HOW TO USE THE AEROCHAMBER



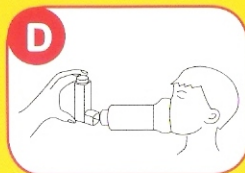
- 1) Remove the protective cap off the inhaler mouthpiece.



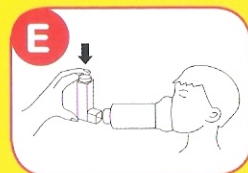
- 2) Shake the inhaler about 5 to 6 times.



- 3) Insert the inhaler into the adapter of the device, opposite the face mask.



- 4) Place the mask over the nose and mouth creating a good seal between the face and mask.



- 5) Keeping the device level, press the inhaler, making sure only one dose is used at a time.



- 6) Hold the mask firmly to the child's face for 5 to 10 breaths/or slow count to 10.  
7) Repeat steps 2 to 6 as instructed by your doctor/nurse.  
8) Remove the inhaler from the device and replace it with protective cap.

### CARE OF YOUR CHAMBER

- Soak the chamber in warm water containing a little dishwashing detergent for 15-20 minutes
- **DO NOT RINSE**, and allow to air dry. **DO NOT** rub dry. The chamber should be cleaned once a week.

ALWAYS ASK YOUR DOCTOR OR NURSE FOR A DEMONSTRATION